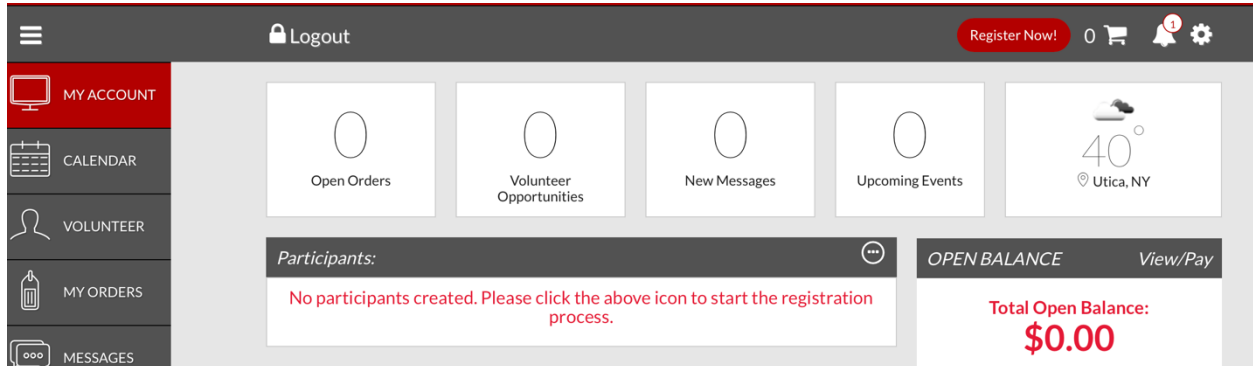


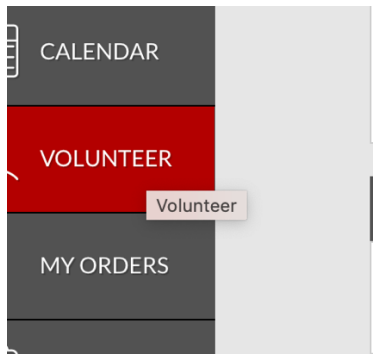
INSTRUCTIONS TO Volunteer and FINISH TRAINING/CERTIFICATION

Log in to your account on www.nhayso.org

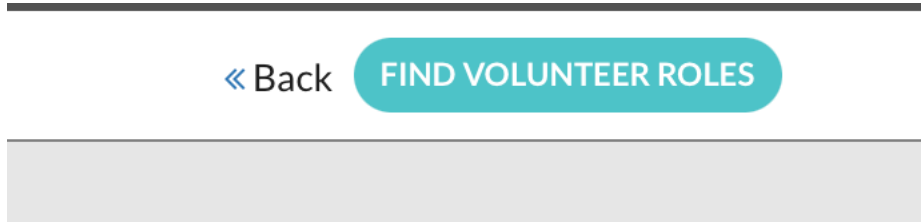
It will look like this



1. Click on Volunteer



2. Click on Find Volunteer Roles



3. Click on View Divisions


Programs

1  SPRING 2021 SEASON - MY2020

[View Divisions](#)

4. Select the Age Divisions for your role (can be more than one)

1

 SPRING 2021 SEASON - MY2020

Hide Divisions

Select Divisions:


- ☒ 06U - Boys
- ☒ 06U - Girls
- ☐ 08U - Boys
- ☐ 08U - Girls
- ☐ 10U - Girls

5. Click on view Selected Opportunities

< Back

View Selected Opportunities

6. Click on Select Under Role you want to fill – eg. Coach (over 18) or youth volunteer, can be more than one role

 SPRING 2021 SEASON - MY2020
06U - Boys

Head Coach

Head Coach


Select

Assistant Coach

Assistant Coach


Select

7. Click on your name or as a new user if you aren't listed


 SPRING 2021 SEASON - MY2020
06U - Boys

Head Coach

Who would you like to sign up for this role?



Sign up Jordan



Sign up a new user

8. Click on continue once you have done that for all roles

9. You will see an information page

a.) Scroll down and you will see a number of waivers to review and sign – complete those

b.) Certain certifications will show that they are complete – see below

AYSOs Safe Haven * Document verified

c.) Certain certifications will be incomplete – see below

+ Concussion Awareness * Only .png, .jpg, .pdf, .jpeg, .gif files allowed. Max file size 10MB


+ Sudden Cardiac Arrest * Only .png, .jpg, .pdf, .jpeg, .gif files allowed. Max file size 10MB

IF YOU HAVE INCOMPLETE CERTIFICATIONS you can either
C1.) click on the +mark and if you have a certificate upload that certificate

C2.) Or you can follow directions below to go to AYSOU.ORG and complete the requirements and then upload the certification in C1
d.) Click on the Continue in the bottom right

Continue






10. You will then see the page below

 SPRING 2021 SEASON - MY2020 > 06U - Girls

Details

Delete

Region 222 Area 3E

<input type="checkbox"/>	Certification	Expiration Date	Status	Compliant
<input type="checkbox"/>	Risk Status	09/29/2020	Expired	
<input type="checkbox"/>	Concussion Awareness	None	Pending Verification	
<input type="checkbox"/>	Sudden Cardiac Arrest	None	Pending Verification	
<input type="checkbox"/>	AYSOs Safe Haven	None	Verified	
<input type="checkbox"/>	Coaching License	None	6U Coach	

Renew & Update






a.) Then click on the box next to certification

Region 222 Area 3E

☒ Certification

☐ Risk Status

b.) Then click on the renew and update button

<input checked="" type="checkbox"/> Certification	Expiration Date	Status	Compl
<input checked="" type="checkbox"/> Risk Status	09/29/2020	Expired	
<input type="checkbox"/> Concussion Awareness	None	Pending Verification	
<input type="checkbox"/> Sudden Cardiac Arrest	None	Pending Verification	
<input checked="" type="checkbox"/> AYSOs Safe Haven	None	Verified	
<input type="checkbox"/> Coaching License	None	6U Coach	

- c.) The background check box will come up if you are over 18 and need a new background check – click on the submit button
- d.) Then click on the submit button again
- e.) You will receive an email to complete the background check

TO COMPLETE CERTIFICATIONS FOLLOW INSTRUCTIONS BELOW

Go to www.aysou.org

Log in

Go to Online courses tab

Go to Safe Haven courses

Take the classes you need to coach – that may include the following:

AYSO Safe Haven

CDC Head's up Concussion

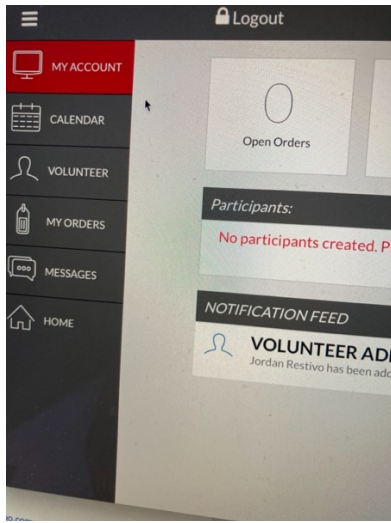
Sudden Cardiac Arrest Online Course

Go to age specific coaching courses if you haven't taken online class in past

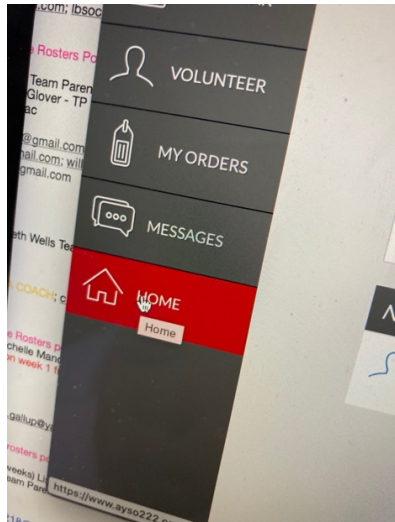
The courses are well done and not too time consuming. Print and save certificate after each course.

IF YOU HAVE TROUBLE GETTING INTO AYSO TRY THE INSTRUCTIONS BELOW


1. Log into your account on www.nhayso.org and you will see this



2. Click on HOME



3. Click on AYSOU



4. Click LOGIN if it doesn't log you in automatically

